



























LEGEND:

-  APPROACH LOCATION
-  #57 CIVIC ADDRESS
-  29 LOT NUMBER
-  * SIGNATURE LOT
-  ⬠ FIRE HYDRANT
-  ⊗ GATE VALVE
-  ○ MANHOLE
-  □ CATCHBASIN
-  ⬠ LIGHT STANDARD
-  ⊠ HYDRO PEDESTAL
-  ⊠ M.T.S. PEDESTAL
-  ⊠ CABLE PEDESTAL
-  [] COMMUNITY MAIL BOX
-  ~~~~~ PATHWAY
-  ——— SIDEWALK
-  [] DRAINAGE EASEMENT
-  [] BERM
-  - - - SOLID WOOD FENCE DESIGN (SEE FENCE DESIGN DETAIL)
-  ~~~~~ OPEN FENCE DESIGN (SEE FENCE DESIGN DETAIL)
-  ——— SOLID CONCRETE FENCE DESIGN (SEE FENCE DESIGN DETAIL)
-  - - - POTENTIAL RETAINING WALL FEATURE (BY HOME OWNER)
-  ■ PILLAR (SEE DESIGN DETAIL)
-  (SCG) SINGLE CAR GARAGE
-  ——— CUL-DE-SAC / BEND - DRIVEWAY APPROACH ALIGNMENT
-  (R) RIGHT APPROACH
-  (L) LEFT APPROACH

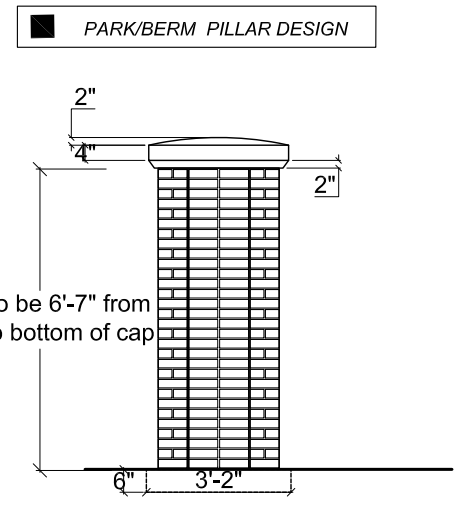
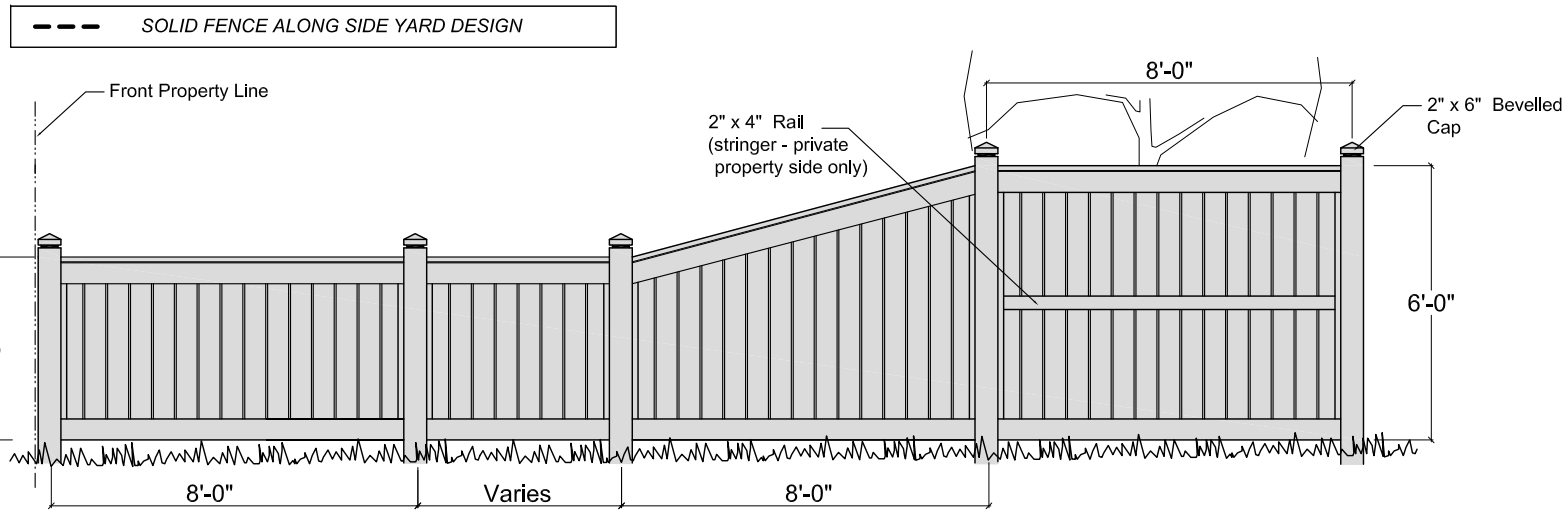
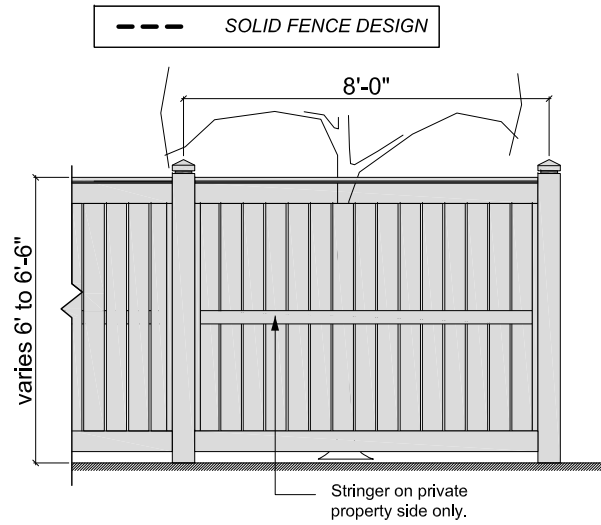
THIS CONCEPT PLAN IS FOR GENERAL INFORMATION ONLY AND IS SUBJECT TO CHANGE WITHOUT NOTICE.

NOT TO SCALE.



PHASE 3B MARKETING PLAN
13 May, 2024

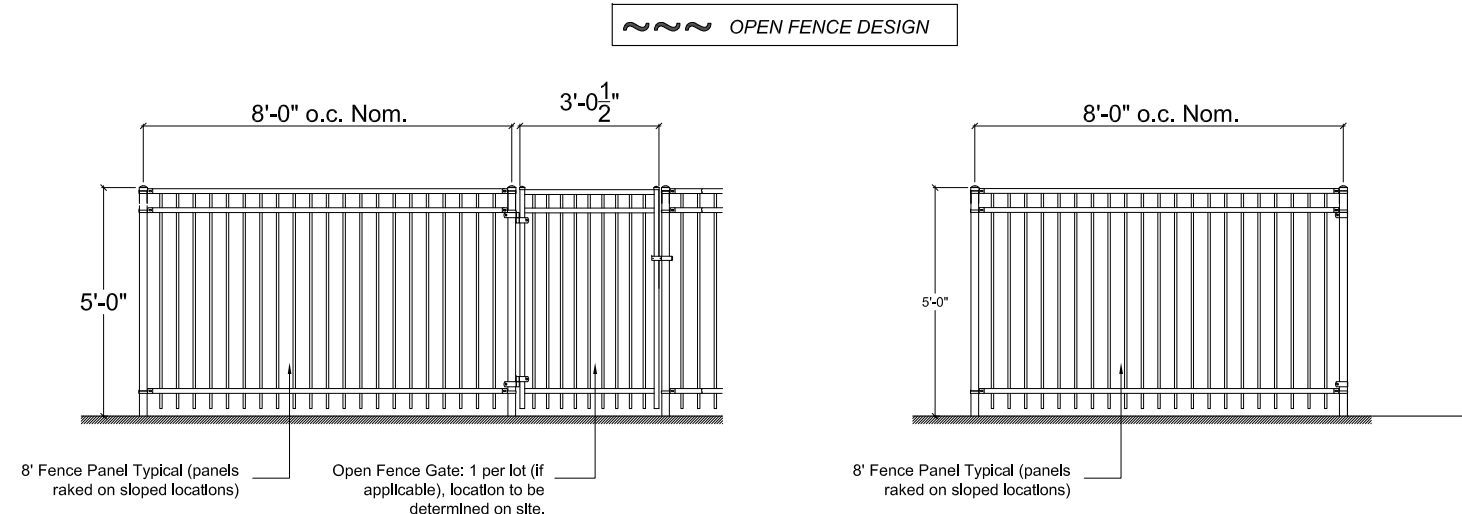




1 Solid Fence - Elevation Typ.
3B Solid Fence Design - NTS

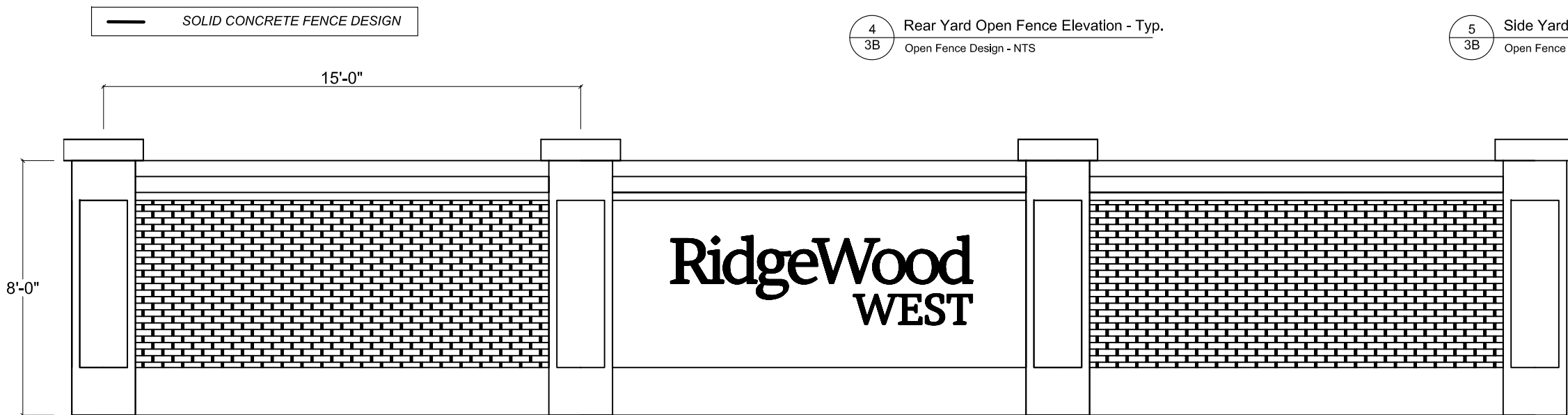
2 Solid Fence - Street or Path Side Yard - Elevation Typ.
3B Solid Fence Along Side Yard Design - NTS

3 Pillar - Elevation Typ.
3B Park (PR) Pillar Design - NTS



4 Rear Yard Open Fence Elevation - Typ.
3B Open Fence Design - NTS

5 Side Yard Return - Open Fence - Elevation - Typ.
3B Open Fence Design - NTS



6 Rear Yard Concrete Fence Elevation - Typ.
3B Solid Concrete Fence Design - NTS

NOTE: FOR ILLUSTRATION PURPOSES ONLY. NOT TO BE USED AS CONSTRUCTION DRAWINGS.

FENCE DESIGN DETAILS



PHASE 3B
Zimmerman Drive

