

PHASE 3 NORTHWEST MARKETING PLAN  
February 15, 2022

**QUALICO**  
communities Plan 67335

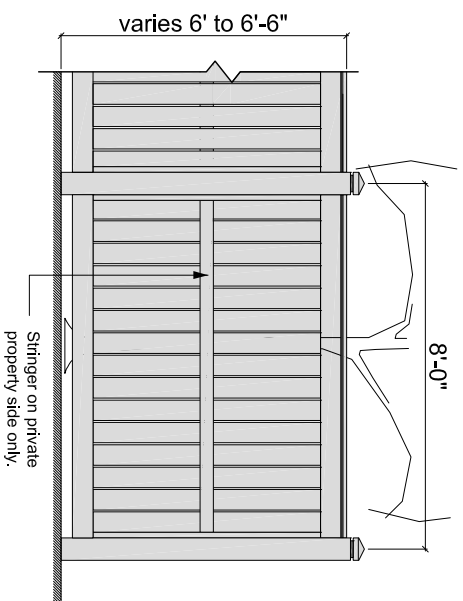
**LEGEND:**

- |     |                   |  |                    |  |  |
|-----|-------------------|--|--------------------|--|--|
|     | APPROACH LOCATION |  | CABLE PEDESTAL     |  | SOLID WOOD FENCE DESIGN<br>(SEE FENCE DESIGN DETAIL)     |
| #57 | CIVIC ADDRESS     |  | COMMUNITY MAIL BOX |  | OPEN FENCE DESIGN<br>(SEE FENCE DESIGN DETAIL)           |
| 29  | LOT NUMBER        |  | PATHWAY            |  | SOLID CONCRETE FENCE DESIGN<br>(SEE FENCE DESIGN DETAIL) |
|     | SIGNATURE LOT     |  | SIDEWALK           |  | PILLAR<br>(SEE DESIGN DETAIL)                            |
|     | FIRE HYDRANT      |  | DRAINAGE EASEMENT  |  |  |
|     | GATEVALVE         |  |                    |  |  |
|     | MANHOLE           |  |                    |  |  |
|     | CATCHBASIN        |  |                    |  |  |
|     | LIGHT STANDARD    |  |                    |  |  |
|     | HYDRO PEDESTAL    |  |                    |  |  |
|     | M.T.S. PEDESTAL   |  |                    |  |  |
|     |                   |  | RIGHT APPROACH     |  | LEFT APPROACH  |
|     |                   |  |                    |  |  |

THIS CONCEPT PLAN IS FOR GENERAL INFORMATION ONLY AND IS SUBJECT TO CHANGE WITHOUT NOTICE.  
NOT TO SCALE.

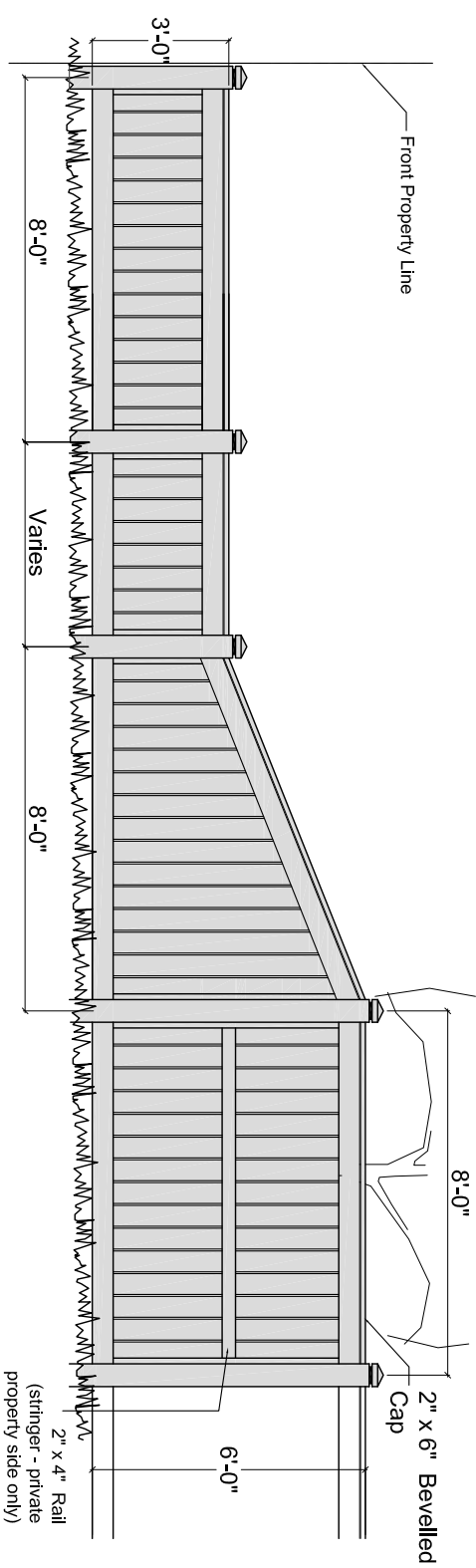


--- SOLID FENCE DESIGN



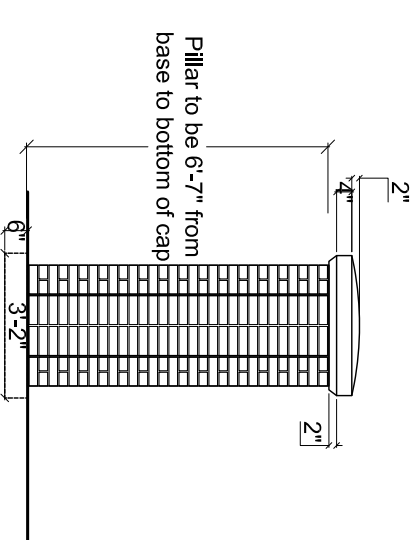
1 Solid Fence - Elevation Typ.  
3NW Solid Fence Design - NTS

--- SOLID FENCE ALONG SIDE YARD DESIGN




2 Solid Fence - Street or Path Side Yard - Elevation Typ.  
3NW Solid Fence Along Side Yard Design - NTS

■ PARK PILLAR DESIGN

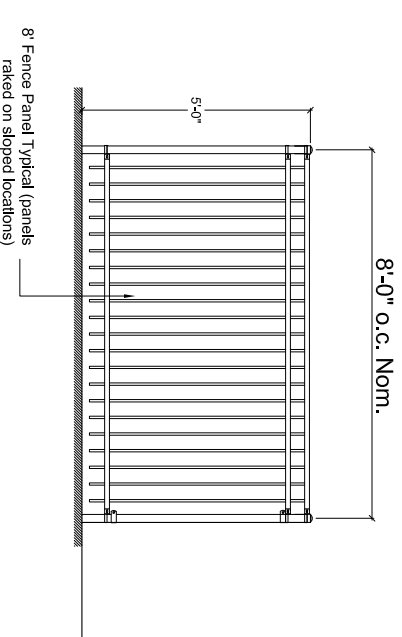


3 Pillar - Elevation Typ.  
3NW Park (PR) Pillar Design - NTS

~ ~ ~ OPEN FENCE DESIGN

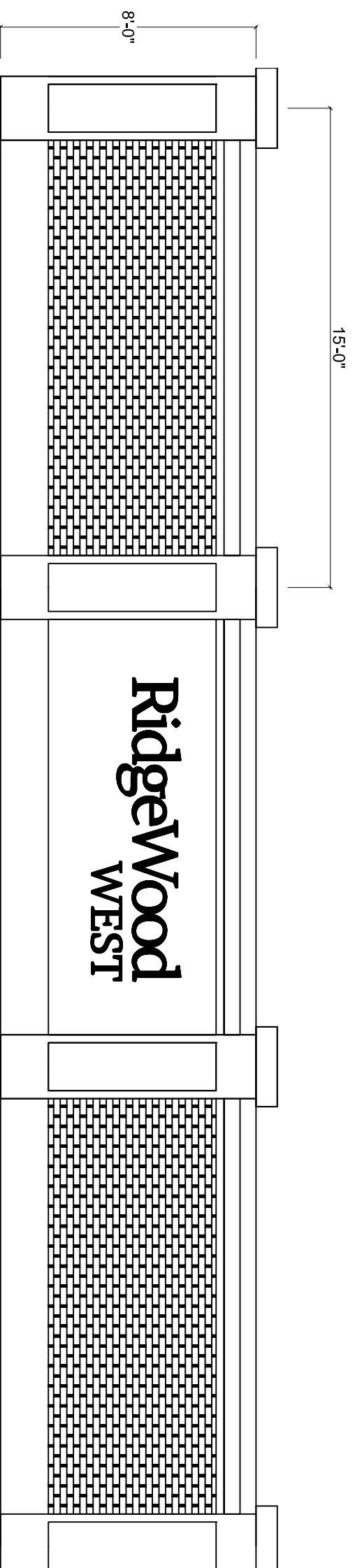


4 Rear Yard Open Fence Elevation - Typ.  
3NW Open Fence Design - NTS



5 Side Yard Return - Open Fence - Elevation - Typ.  
3NW Open Fence Design - NTS

--- SOLID CONCRETE FENCE DESIGN



6 Rear Yard Concrete Fence Elevation - Typ.  
3NW Solid Concrete Fence Design - NTS

NOTE: FOR ILLUSTRATION PURPOSES ONLY. NOT TO BE USED AS CONSTRUCTION DRAWINGS.

### FENCE DESIGN DETAILS